

Simple past worksheet 1st and 2nd year

- Trabajo II: Esta guía debe ser resuelta y enviada con sus respectivas respuestas a mi correo electrónico yennifer.valdes.l@gmail.com. Lo puedes escribiendo la guía en tu cuaderno y luego enviar una foto de tu tarea.

¡POR FAVOR! En el asunto del correo escribe tu nombre y curso.

Lee y considera lo siguiente por favor:

- No olvides revisar tu materia y los videos que envió en los links de mas abajo antes de realizar tu ejercicios.
- Es importante que cumplas con los plazos de entrega de los trabajos ya que las correcciones serán enviadas a todos de manera colectiva. Sigue cada paso y haz tus consultas a mi Instagram **yenni_luna**.
- Debes copiar la guía en tu cuaderno ya que debemos tener evidencias de todo nuestro trabajo.
- Fecha de entrega: Jueves 2 Abril hasta las 17:00 horas
- Si no tienes internet envíalo por red social a un compañero que tenga y haz llegar tu trabajo con tu nombre y curso.

Links para revisar antes de hacer los ejercicios:

<https://www.youtube.com/watch?v=O3FdGPehN-E>

<https://www.youtube.com/watch?v=ZWZ6cNq6bEY>

https://www.youtube.com/watch?v=Xs9_64pxlSc

- Entonces como es de costumbre anota lo siguiente en tu cuaderno:


Class 4. March 26th, 2020 (si no es la clase 4, anota el número que corresponde a tu clase. Preguntas a tus compañeros de curso.)


Aim: Review simple past contents.


- I. Lee y sigue las siguientes instrucciones:
- Busca las definiciones de los siguientes verbos regulares que aparecen en ambos recuadros y anótalos en inglés y español.
 - Luego, en el primer recuadro une la lista de verbos en presente con su respectivo pasado.
 - Finalmente, en el segundo recuadro escribe el pasado de los verbos regulares.


Match the present and past tense:		Fill in the past tense:	
tick	pressed	jump	_____
scratch	looked	add	_____
crash	answered	walk	_____
boil	crashed	open	_____
answer	ticked	talk	_____
clean	scratched	laugh	_____
look	boiled	call	_____
push	cleaned	chew	_____
press	pushed	comb	_____
knock	knocked	paint	_____


- II. Completa los espacios con los verbos regulares que están en el costado derecho. No olvides colocarlos en pasado.


The boy _____ a picture yesterday. 


 The pigs _____ at the joke.


The girl _____ the teacher's question. 


 My dad _____ his hair this morning.



It _____ last winter. 

 My mom _____ the house yesterday.

Last week at school I _____ lots of sums. 

 Last night we _____ to music.

My brother _____ the ball. 

 I _____ the button on the TV. 

kick
laugh
comb
answer
add
press
listen
paint
clean
snowed

III. Completa los espacios con el pasado simple de los verbos entre paréntesis. No todos son regulares, hay algunos irregulares. Los puedes buscar en el diccionario word-reference o en la lista de verbos que adjunto en el otro documento.

- ✓ When I _____ (be) in Japan I _____ (find) everything very different.
- ✓ Two years ago my parents _____ (buy) a new car.
- ✓ Last summer Peter _____ (spend) his holidays in a summer camp with his friends.
They _____ (go) swimming, they _____ (play) football and golf they _____ (visit) many interesting places.
- ✓ My sister _____ (get) a good job in a bank.
- ✓ Susan and her cousins _____ (come) to Portugal ten years ago.

IV. Completa las oraciones con el pasado simple en su manera afirmativa, negativa e interrogativa de los verbos entre paréntesis.

- ✓ My sister and her husband _____ (come) from Greece.
- ✓ I _____ (not like) the U2 concert.
- ✓ My cousin _____ (phone) from France yesterday evening.
- ✓ On Monday Johann _____ (go) to school on foot.
- ✓ (they / leave) _____ the country last Saturday?
- ✓ (you / like) _____ the film?
- ✓ They _____ (not finish) the homework yesterday.
- ✓ (she / go) _____ to the cinema with her parents last night?
No, she didn't. She _____ (stay) at home. She _____ (get) a cold.
- ✓ We _____ (go) to Spain y car.
- ✓ I _____ (have) a wonderful holiday with my family last July.
- ✓ (you / travel) _____ to Madrid by car or by plane?
- ✓ Many years ago it _____ (be) very difficult to live without electricity.
- ✓ Last year they _____ (buy) a house at the seaside.

V. Escriba las siguientes oraciones en su forma positiva e interrogativa

1. I was very popular at school.

Negative: _____

Interrogative: _____

2. She danced cueca last September.

Negative: _____

Interrogative: _____

3. My sister bought lots of food in the supermarket.

Negative: _____

Interrogative: _____

4. They were good students.

Negative: _____

Interrogative: _____

5. Fabian traveled to Perú.

Negative: _____

Interrogative: _____

VI. Lee el siguiente texto y contesta las preguntas en inglés en tu cuaderno.

Mary had a beautiful garden with roses, tulips and carnations. She liked to work in her garden at the weekend. One Saturday morning she was digging in the garden when she found an old box in the ground. She took it in her hands and looked at it carefully. It was a yellow, old wooden box. She was very happy because she thought she found a treasure. She took the box into the kitchen and cleaned it with some paper. Then, she took a knife and tried to open it but it was really hard. She tried again until she opened it. In the box were some old pictures of her mother when she was a little girl. Mary wasn't sad. Those pictures were a real treasure for her!!!

a) What flowers did Mary have in her garden?

b) When did she like to work in her garden?

c) What did she find in the ground one day?

d) Was the box new and green?

e) Why was Mary happy?

f) How did she open the box?

g) What was in the box?

h) Was Mary sad? Why?

